

# DEMON

GR200R



สีเทา **MATT GRAY**



สีแดง **RED FIRE**



สีดำ **BLACK SPACE**

## CYLINDER BLOCK & CYLINDER HEAD

GR200-01

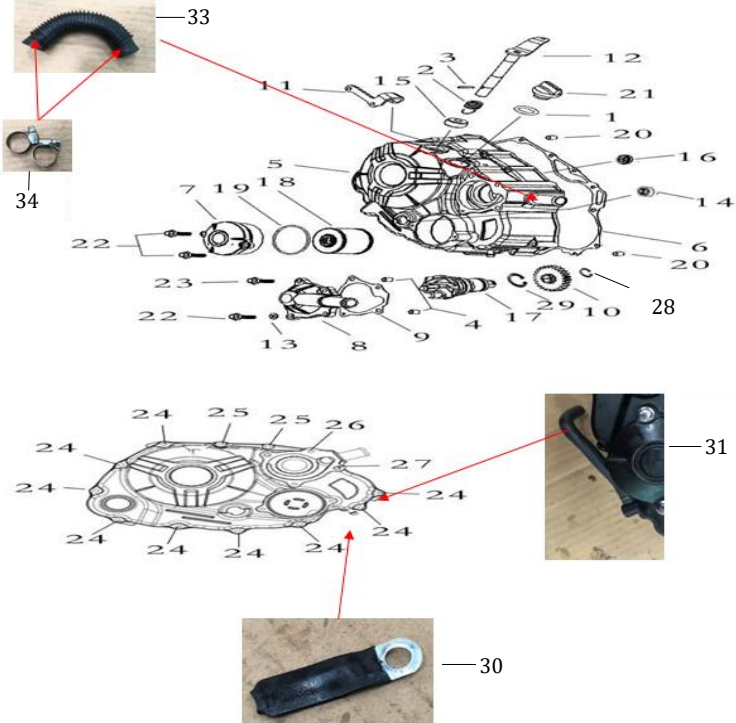
PICTURE	NO	GPX CODE	ENGLISH DESCRIPTION	QTY	UNIT
	1	120-01-0101	DOWEL PIN, CYLINDER HEAD $\Phi$ 10X20	2	PCS
	2	120-01-0201	CAP NUT M8	4	PCS
	3	120-01-0301	WASHER, TENSIONER	1	PCS
	4	120-01-0401	GASKET, CYLINDER BLOCK	1	PCS
	5	120-01-0501	O-RING, CYLINDER HEAD COVER, LH	1	PCS
	6	120-01-0601	RETAINER, CAMSHAFT	1	PCS
	7	120-01-0701	PLUG, SPARK	1	PCS
	8	120-01-0801	BLOCK UNIT, CYLINDER	1	PCS
	9	120-01-0901	HEAD UNIT, CYLINDER	1	PCS
	10	120-01-1001	GASKET, CYLINDER HEAD	1	PCS
	11	120-01-1101	COVER, CYLINDER HEAD, LH	1	PCS
	12	120-01-1201	TENSIONER ASSY	1	PCS
	13	120-01-1301	PIPE SET, INLET	1	PCS
	14	120-01-1401	COPPER WASHER, BOLT, CYLINDER	4	PCS
	15	120-01-1501	WASHER, OIL PASSAGE	3	PCS
	16	120-01-1601	VALVE, THERMOSTAT	1	PCS
	17	120-01-1701	COVER, THERMOSTAT	1	PCS
	18	120-01-1801	PAPER WASHER,INTAKE	21	PCS
	19	120-01-1901	COVER, VALVE	2	PCS
	20	120-01-2001	COOLANT TEMPERATURE SENSOR	1	PCS
	21	120-01-2101	STUD, M8X45	2	PCS
	22	120-01-2201	BOLT, M6X12	3	PCS
	23	120-01-2301	BOLT, M6X16	6	PCS
	24	120-03-2201	BOLT, M6X20	4	PCS
	25	120-01-2501	BOLT, M6X90-CR MC	2	PCS
	26	120-01-2601	O-RING, VALVE COVER	2	PCS
	27	120-01-2701	BAKELITE MAT,INTAKE	1	PCS





## RIGHT CRANKCASE COVER

GR200-03

PICTURE	NO	GPX CODE	ENGLISH DESCRIPTION	QTY	UNIT
	1	120-03-0101	O-RING, DIPSTICK	1	PCS
	2	120-03-0201	SPRING, CLUTCH LEVER	1	PCS
	3	120-03-0301	PIN, CLUTCH LEVER	1	PCS
	4	120-03-0401	DOWEL PIN, WATER PUMP	2	PCS
	5	120-03-0501	COVER COMP., CRANKCASE, RH	1	PCS
	6	120-03-0601	GASKET, CRANKCASE COVER, RH	1	PCS
	7	120-03-0701	COVER, OIL ELEMENT	1	PCS
	8	120-03-0801	COVER, WATER PUMP	1	PCS
	9	120-03-0901	GASKET, WATER PUMP	1	PCS
	10	120-03-1001	GEAR COMP., WATER PUMP DRIVEN	1	PCS
	11	120-03-1101	STAY, CLUTCH CABLE ADJUSTING	1	PCS
	12	120-03-1201	LEVER COMP., CLUTCH	1	PCS
	13	120-01-1501	WASHER, OIL PASSAGE	1	PCS
	14	120-03-1401	GLASS, SIGHT	1	PCS
	15	120-03-1501	OIL SEAL, CLUTCH LEVER	1	PCS
	16	120-03-1601	OIL SEAL, CRANKSHAFT, RH	1	PCS
	17	120-03-1701	PUMP ASSY., WATER	1	PCS
	18	120-03-1801	ELEMENT ASSY., OIL	1	PCS
	19	120-03-1901	O-RING, OIL ELEMENT COVER	1	PCS
	20	120-03-2001	DOWEL PIN, CYLINDER HEAD	2	PCS
	21	120-03-2101	PLUG, OIL FILLER	1	PCS
	22	120-03-2201	BOLT, M6X20	3	PCS
	23	120-03-2301	BOLT, M6X30-CR MC	1	PCS
	24	601-11-0801	BOLT, M6X40-CR MC	9	PCS
	25	120-03-2501	BOLT, M6X50-CR MC	2	PCS
	26	120-01-2501	BOLT, M6X90-CR MC	1	PCS
	27	120-01-2502	BOLT, M6X95-CR MC	1	PCS
	28	120-01-2503	CIRCLIP, 16	1	PCS
	29	120-01-2504	CIRCLIP, 26	1	PCS
	30	120-01-2505	CLAMP WIRE	1	PCS



CRANKCASE				GR200-04		
PICTURE	NO	GPX CODE	ENGLISH DESCRIPTION	QTY	UNIT	
	1	120-04-0101	O-RING, VALVE COVER (Φ35XΦ3)	1	PCS	
	2	120-04-0201	GAUZE SET, OIL FILTER	1	PCS	
	3	120-04-0301	SPRING, GAUZE	1	PCS	
	4	120-04-0401	COVER, OIL FILTER GAUZE	1	PCS	
	5	120-04-0501	STUD A (M8X205)	2	PCS	
	6	120-04-0601	STUD B (M8X196.5)	2	PCS	
	7	120-04-0701	CRANKCASE COMP., RH	1	PCS	
	8	120-04-0801	GASKET, CRANKCASE	1	PCS	
	9	120-04-0901	CRANKCASE, LH	1	PCS	
	10	120-04-1001	INDICATOR, GEAR	1	PCS	
	11	120-04-1101	PLATE, BEARING PRESS	2	PCS	
	12	120-04-1201	PLATE, SPRING PRESS	1	PCS	
	13	120-04-1301	PIN, PRESSING	1	PCS	
	14	120-04-1401	SPRING, PIN	1	PCS	
	16	120-04-1601	DOWEL PIN, CRANKCASE (Φ10X14)	2	PCS	
	17	120-13-3601	EXHAUST PIPE	1	PCS	
	18	120-04-1801	OIL SEAL, GEARSHIFT SHAFT	1	PCS	
	19	120-04-1901	COMBINATION OF GEAR LINE CONTACTS	1	PCS	
	20	120-04-2001	DRAIN PLUG, CRANKCASE	1	PCS	
	21	120-04-2101	GASKET, OIL DRAIN PLUG	1	PCS	
	22	120-03-2001	DOWEL PIN, CYLINDER HEAD	2	PCS	
	24	120-04-2401	BOLT, M6X16	2	PCS	
	25	120-04-2501	BOLT, M6X18-ZN C1A	1	PCS	
	26	120-03-2201	BOLT, M6X20	2	PCS	
	27	601-11-0801	BOLT, M6X40-CR MC	1	PCS	
	28	120-03-2501	BOLT, M6X50-CR MC	9	PCS	
	29	DEM-14-10	BOLT, M6X60	3	PCS	
	30	120-04-3001	CLIP, WIRE	1	PCS	



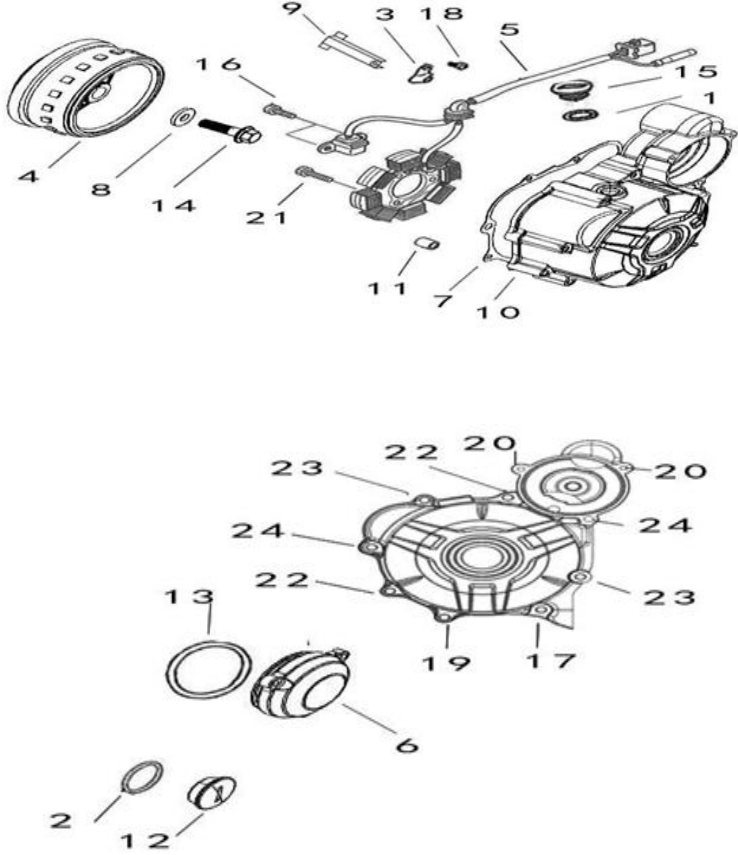






ล้อแม่เหล็กและแม่กนีโต (MAGNETO)

GR200-07

PICTURE	NO	GPX CODE	ENGLISH DESCRIPTION	QTY	UNIT
	1	120-07-0101	O-RING, VIEW HOLE PLUG, 13.8X2.5	1	PCS
	2	120-07-0201	O-RING, PLUG, 27.5X2.5	1	PCS
	3	120-04-3001	CLIP, WIRE	1	PCS
	4	120-07-0401	ROTOR ASSY., MAGNETO	1	PCS
	5	120-07-0501	STATOR COMP., MAGNETO	1	PCS
	6	120-07-0601	COVER, IDLER	1	PCS
	7	120-07-0701	GASKET, CRANKCASE COVER, LH	1	PCS
	8	120-07-0801	WASHER, MAGNETO LOCKNUT	1	PCS
	9	120-07-0901	CLIP, MAGNETO WIRE	1	PCS
	10	120-07-1001	COVER, CRANKCASE, LH	1	PCS
	11	120-04-1601	DOWEL PIN, CRANKCASE (Φ10X14)	2	PCS
	12	120-07-1201	PLUG	1	PCS
	13	120-07-1301	O-RING, IDLER COVER, 63X3	1	PCS
	14	120-07-1401	BOLT, MAGNETO	1	PCS
	15	120-07-1501	PLUG, VIEW HOLE	1	PCS
	16	120-07-1601	BOLT, M5X12	2	PCS
	17	120-07-1701	BOLT, M6X125	1	PCS
	18	120-01-2201	BOLT, M6X12	1	PCS
	19	120-07-1901	BOLT, M6X130	1	PCS
	20	120-03-2201	BOLT, M6X20	2	PCS
	21	601-10-0101	BOLT, M6X30	3	PCS
	22	601-11-0801	BOLT, M6X40-CR MC	2	PCS
	23	DEM-14-10	BOLT, M6X60	2	PCS
	24	500-06-070	BOLT, M6X70	2	PCS















## AIR CLEANER/ENGINE/MUFFLER

GR200-13

PICTURE	NO	GPX CODE	ENGLISH DESCRIPTION	QTY	UNIT
<p>The diagram shows an exploded view of the engine, muffler, and air cleaner assembly. The engine (26) is the central component, with the muffler front section (18) and rear section (6) attached. The air cleaner (20) with its filter (21) is positioned to the left. Various bolts, nuts, washers, and gaskets are shown in their respective positions. Callouts 1-56 identify individual parts and sub-assemblies.</p>	1	120-13-0101-GW	MUFFLER REAR SECTION ASSY	1	SET
	2	120-13-0201	HOOP	1	PCS
	3	120-13-0301	GRAPHITE WASHER	1	PCS
	4	120-13-0401	T-COLLAR	1	PCS
	5	120-13-0501	T-RUBBER	2	PCS
	6	120-13-0601-GW	MUFFLER REAR SECTION	1	PCS
	7	120-13-0701	SHIELD, MUFFLER	1	PCS
	8	120-13-0801	REAR COVER, MUFFLER	1	PCS
	9	120-13-0901	MAT,FLAT M6	6	PCS
	10	120-13-1001	SPRING WASHER	3	PCS
	11	120-13-1101	BOLT	1	PCS
	12	120-13-1201	BOLT	2	PCS
	13	120-13-1301	BOLT	3	PCS
	14	120-13-1401	WIRE WASHER	3	PCS
	15	CR5-22-09	BOLT,HEXAGON FLANGE M8X35	1	PCS
	16	180-09-3201	BOLT,HEXAGON FLANGE M8X55	1	PCS
	17	LEG-26-02	GASKET,EXHAUST OPENING	1	PCS
	18	120-13-1801	MUFFER FRONT SECTION	1	SET
	19	180-06-3801	ACORN NUT M8X22	2	PCS
	20	120-13-2001	AIR CLEANER ASSY	1	PCS
	21	120-13-2101	FILTER,AIR CLEANER	1	PCS
	22	120-13-2201	BOLT,HEXAGON FLANGE M6X20	1	PCS
	23	120-13-2301	COLLAR 6X12	1	PCS
	24	120-13-2401-TH	I-RUBBER	1	PCS
	25	180-03-1601	NUT,CLIP M6	1	PCS
	26	120-13-2601	ENGINE 200 CC	1	SET
	27	120-13-2701	REAR COVER, ENGINE LEFT	1	PCS
	28	601-04-2401	BOLT, M6X25	2	PCS
	29	120-13-2901	BOLT, M6X20	2	PCS
	30	120-13-3001	PAPER WASHER,INTAKE	2	PCS

## AIR CLEANER/ENGINE/MUFFLER

GR200-13

PICTURE	NO	GPX CODE	ENGLISH DESCRIPTION	QTY	UNIT
	31	120-13-3101	BAKELITE MAT,INTAKE	1	PCS
	32	120-13-3201	CAP, INJECTOR	1	PCS
	33	K2150A068	SCREW,HEXAGON SOCKET M6X16	1	PCS
	34	120-13-3401	INJECTOR	1	PCS
	35	120-13-3501	PIPE SET, INLET	1	PCS
	36	120-13-3601	EXHAUST PIPE	1	PCS
	37	120-13-3701	BODY ASSY.,THROTTLE	1	SET
	38	120-13-3801	THROTTLE BODY	1	PCS
	39	120-13-3901	O-RING, SEAL	1	PCS
	40	120-13-4001	THREE-IN-ONE SENSOR	1	PCS
	41	120-13-4101	STEPPING MOTOR	1	PCS
	42	120-13-4201	BRACKET,RADIATOR	1	PCS
	43	120-13-4301	OUTLET PIPE	1	PCS
	44	120-13-4401	COOLING WATER TANK	1	PCS
	45	120-13-4501	OVERFLOW PIPE, WATER TANK	1	PCS
	46	120-13-4601	WATER PIPE, SMALL CIRCULATION	1	PCS
	47	120-13-4701	OVERFLOW PIPE, RADIATOR	1	PCS
	48	120-13-4801	INLET PIPE	1	PCS
	49	120-13-4901	RADIATOR ASSY	1	PCS
	50	120-13-5001	CAP,RADIATOR	1	PCS
51	120-13-5101	RADIATOR BODY	1	PCS	
52	120-13-5201	COOLING FAN	1	PCS	
53	120-13-5301	CABLE COMP.,THROTTLE	1	PCS	
54	120-13-5401-TH	SHEATH,CLUTCH CABLE	1	PCS	
55	120-13-5501	CABLE COMP.,CLUTCH	1	PCS	
56	120-13-5601-TH	DUST COVER	1	PCS	



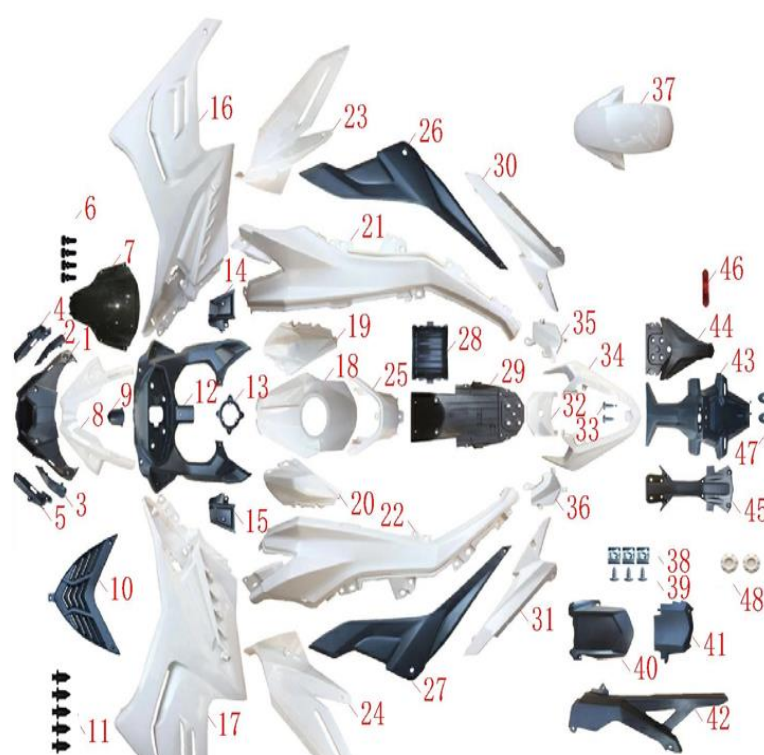
BODY COMP., FRAME				GR200-14	
PICTURE	NO	GPX CODE	ENGLISH DESCRIPTION	QTY	UNIT
	1	120-14-0101-TH	PAD, REAR VIEW MIRROR1	2	PCS
	2	120-14-0201	PAD, REAR VIEW MIRROR2	2	PCS
	3	120-14-0301	DAMPING RUBBER1	1	PCS
	4	120-14-0401	BRACKET, HEADLIGHT	1	PCS
	5	LEG-20-02	BOLT,HEXAGON FLANGE M8X45	2	PCS
	6	DEMG-30-10	NUT,PREVAILING TORQUE TYPE	4	PCS
	7	120-14-0701	FR.SEAT	1	PCS
	8	120-14-0801	RR.SEAT	1	PCS
	9	120-14-0901-GW	BODY COMP.,FRAME	1	PCS
	10	120-14-1001	DAMPING RUBBER2	2	PCS
	11	120-14-1101	BRACKET, BODY COVER	2	PCS
	12	180-09-3001	PLATE, SEAT LOCK	2	PCS
	13	120-14-1301	CABLE,SEAT	1	PCS
	14	120-14-1401	CABLE,SEAT	1	PCS
	15	500-08-012	BOLT,HEXAGON FLANGE M8X12	1	PCS
	16	120-14-1601	BRACKET, HORN	1	PCS
	17	120-14-1701	SPRING,DRAG	1	PCS
	18	120-14-1801	BAR ASSY.,SIDE STAND	1	PCS
	19	120-14-1901	CONNECTING ARM, FRONT HANGER	1	PCS
	20	120-14-2001	CONNECTING ARM, FRONT HANGER	1	PCS
	21	120-14-2101	BOLT,HEXAGON FLANGE M8X105	1	PCS
	22	180-09-1101	BOLT,HEXAGON FLANGE M8X90	1	PCS
	23	120-14-2301	LOWER BRACE,LOWER AIR GUIDE SLEEVE	1	PCS
	24	120-14-2401	BRACKET,LOWER AIR GUIDE SLEEVE	1	PCS
	25	120-14-2501	UPPER BRACE,LOWER AIR GUIDE SLEEVE	1	PCS
	26	120-14-2601	T-RUBBER	2	PCS
	27	120-14-2701	HANGER, LEFT WIND BOARD	1	PCS
	28	120-14-2801	HANGER, RIGHT WIND BOARD	1	PCS
	29	180-09-1701	AXIS M10X110	2	PCS
	30	CR5-39-10	NUT,PREVAILING TORQUE TYPE HEXAGON	3	PCS



COVER PART				GR200-15		
PICTURE	NO	GPX CODE	ENGLISH DESCRIPTION	QTY	UNIT	
	1	120-15-0101	AIR GUIDE SLEEVE COMP.	1	PCS	
	2	120-15-0201	RIGHT DECORATIVE BLOCK, AIR GUIDE	1	PCS	
	3	120-15-0301	LEFT DECORATIVE BLOCK, AIR GUIDE	1	PCS	
	4	120-15-0401	LIGHT SHIELD, RIGHT	1	PCS	
	5	120-15-0501	LIGHT SHIELD, LEFT	1	PCS	
	6	120-15-0601	CLIP, EXPANSION2	4	PCS	
	7	120-15-0701	GLASS,AIR GUIDE SLEEVE COMP.	1	PCS	
	8	120-15-0801-BLK	DECORATIVE COVER,AIR GUIDE SLEEVE	1	PCS	
	8	120-15-0801-RED	DECORATIVE COVER,AIR GUIDE SLEEVE	1	PCS	
	8	120-15-0801-GRY	DECORATIVE COVER,AIR GUIDE SLEEVE	1	PCS	
	9	120-15-0901	DECORATIVE COVER, IGNITION LOCK	1	PCS	
	10	120-15-1001	LINK BLOCK, WIND BOARD	1	PCS	
	11	120-15-1101	CLIP, EXPANSION1	5	PCS	
	12	120-15-1201	DECORATIVE COVER, METER	1	PCS	
	13	120-15-1301	BASE, FUEL TANK COVER	1	PCS	
	14	120-15-1401	RIGHT DECORATIVE BLOCK, FRAME	1	PCS	
	15	120-15-1501	LEFT DECORATIVE BLOCK, FRAME	1	PCS	
	16	120-15-1601-BLK	WIND BOARD,RIGHT(FOR BLACK BIKE)	1	PCS	
	16	120-15-1601-RED	WIND BOARD,RIGHT (FOR RED BIKE)	1	PCS	
	16	120-15-1601-GRY	WIND BOARD,RIGHT (FOR GRAY BIKE)	1	PCS	
	17	120-15-1701-BLK	WIND BOARD,LEFT(FOR BLACK BIKE)	1	PCS	
	17	120-15-1701-RED	WIND BOARD,LEFT (FOR RED BIKE)	1	PCS	
	17	120-15-1701-GRY	WIND BOARD,LEFT (FOR GRAY BIKE)	1	PCS	
	18	120-15-1801-BLK	COVER,FUEL TANK DECORATIVE(FOR BLACK BIKE)	1	PCS	
	18	120-15-1801-RED	COVER,FUEL TANK DECORATIVE (FOR RED BIKE)	1	PCS	
	18	120-15-1801-GRY	COVER,FUEL TANK DECORATIVE (FOR GRAY BIKE)	1	PCS	

COVER PART

GR200-15


PICTURE	NO	GPX CODE	ENGLISH DESCRIPTION	QTY	UNIT
	19	120-15-1901-BLK	COVER,FUEL TANK RIGHT DECORATIVE	1	PCS
	19	120-15-1901-RED	COVER,FUEL TANK RIGHT DECORATIVE	1	PCS
	19	120-15-1901-GRY	COVER,FUEL TANK RIGHT DECORATIVE	1	PCS
	20	120-15-2001-BLK	COVER,FUEL TANK LEFT DECORATIVE	1	PCS
	20	120-15-2001-RED	COVER,FUEL TANK LEFT DECORATIVE	1	PCS
	20	120-15-2001-GRY	COVER,FUEL TANK LEFT DECORATIVE	1	PCS
	21	120-15-2101-BLK	COVER, RIGHT BODY	1	PCS
	21	120-15-2101-RED	COVER, RIGHT BODY	1	PCS
	21	120-15-2101-GRY	COVER, RIGHT BODY	1	PCS
	22	120-15-2201-BLK	COVER, LEFT BODY	1	PCS
	22	120-15-2201-RED	COVER, LEFT BODY	1	PCS
	22	120-15-2201-GRY	COVER, LEFT BODY	1	PCS
	23	120-15-2301-BLK	DECORATIVE COVER, RIGHT	1	PCS
	24	120-15-2401-BLK	DECORATIVE COVER,LEFT WINDSHIELD	1	PCS
	25	120-15-2501-BLK	COVER,FUEL TANK REAR DECORATIVE	1	PCS
	26	120-15-2601	COVER, RIGHT SIDE	1	PCS
	27	120-15-2701	COVER, LEFT SIDE	1	PCS
	28	120-15-2801	BATTERY CASE	1	PCS
	29	120-15-2901	INNER PLATE,REAR FENDER	1	PCS

COVER PART				GR200-15	
PICTURE	NO	GPX CODE	ENGLISH DESCRIPTION	QTY	UNIT
	30	120-15-3001-BLK	REAR BODY COVER, RIGHT	1	PCS
	31	120-15-3101-BLK	REAR BODY COVER, LEFT	1	PCS
	32	120-15-3201-BLK	LINK BLOCK, TAIL SHIELD(FOR BLACK BIKE)	1	PCS
	32	120-15-3201-RED	LINK BLOCK, TAIL SHIELD (FOR RED BIKE)	1	PCS
	32	120-15-3201-GRY	LINK BLOCK, TAIL SHIELD (FOR GRAY BIKE)	1	PCS
	33	120-15-3301	SCREW,CROSS RECESSED PAN SELF-DRILLING	2	PCS
	34	120-15-3401-BLK	SHIELD COMP.,TAIL(FOR BLACK BIKE)	1	PCS
	34	120-15-3401-RED	SHIELD COMP.,TAIL (FOR RED BIKE)	1	PCS
	34	120-15-3401-GRY	SHIELD COMP.,TAIL (FOR GRAY BIKE)	1	PCS
	35	120-15-3501-BLK	LINK BLOCK, TAIL SHIELD RIGHT(FOR BLACK BIKE)	1	PCS
	35	120-15-3501-RED	LINK BLOCK, TAIL SHIELD RIGHT (FOR RED BIKE)	1	PCS
	35	120-15-3501-GRY	LINK BLOCK, TAIL SHIELD RIGHT (FOR GRAY BIKE)	1	PCS
	36	120-15-3601-BLK	LINK BLOCK, TAIL SHIELD LEFT(FOR BLACK BIKE)	1	PCS
	36	120-15-3601-RED	LINK BLOCK, TAIL SHIELD LEFT (FOR RED BIKE)	1	PCS
	36	120-15-3601-GRY	LINK BLOCK, TAIL SHIELD LEFT (FOR GRAY BIKE)	1	PCS
	37	120-15-3701-BLK	FENDER COMP.,FRONT	1	PCS
	38	180-03-3901	NUT,CLIP ST4.2	3	PCS
	39	180-03-4001	SCREW,CROSS RECESSED PAN SELF-DRILLING	3	PCS
	40	120-15-4001	PLATE,REAR LOWER FENDER	1	PCS
	41	120-15-4101	INNER PLATE,REAR LOWER FENDER	1	PCS
	42	120-15-4201	CASE, DRIVE CHAIN	1	PCS
	43	120-15-4301	FENDER COMP., REAR	1	PCS
	44	120-15-4401	TAIL SHIELD, REAR	1	PCS
	45	120-15-4501	BLOCK, FENDER, REAR DECORATIVE	1	PCS
46	CR5-35-06	REFLECTOR,REAR	1	PCS	
47	DEM-26-20	FLAT WASHER M6	2	PCS	
48	120-15-4801-BLK	CAP,FRAME DECORATIVE	2	PCS	



FRONT FORK KIT/STEM SET, STEERING

GR200-16

PICTURE	NO	GPX CODE	ENGLISH DESCRIPTION	QTY	UNIT	
	1	120-16-0101	MIRROR,RIGHT REAR VIEW	1	PCS	
	2	120-16-0201	MIRROR,LEFT REAR VIEW	1	PCS	
	3	120-16-0301	BRACE, REAR VIEW MIRROR	2	SET	
	4	120-16-0401	WEIGHT,LEFT HANDLE	2	SET	
	5	180-01-0701	GREASER COMP.	1	PCS	
	6	CR5-17-06	GRIP SET,HANDLE	1	PCS	
	7	LEG-36-07	SCREW,CROSS RECESSED PAN M6X16	2	PCS	
	8	120-16-0801	BALANCE SHAFT ASSY	2	PCS	
	9	120-16-0901	SCREW,HEXAGON SOCKET M5X12	2	PCS	
	10	120-16-1001	DECORATIVE COVER	2	PCS	
	11	120-16-1101	STEERING HANDLE PIPE, RIGHT	1	PCS	
	12	120-16-1201	STEERING HANDLE PIPE, LEFT	1	PCS	
	13	120-16-1301	SCREW,HEXAGON SOCKET M6X20	2	PCS	
	14	120-16-1401	SCREW,HEXAGON SOCKET M8X20	2	PCS	
	15	120-16-1501	SCREW,HEXAGON SOCKET M8X25	2	PCS	
	16	K2150A070	SCREW,HEXAGON SOCKET M8X30	2	PCS	
	17	120-16-1701	UPPER CONNECTIVE PLATE ASSY.	1	PCS	
	18	120-16-1801-TH	PLUG	1	PCS	
	19	CR5-17-03	LEVER COMP.,LEFT STEERING HANDLE	1	PCS	
	23	120-16-2301	SHOCK ABSORBER ASSY.,RIGHT FRONT	1	PCS	
	24	120-16-2401	OIL SEAL, FR.SHOCK ABSORBER	2	PCS	
	25	120-16-2501	MAT,FLAT M6	2	PCS	
	26	120-16-2601	OIL SEAL COLLAR	2	PCS	
	27	120-16-2701	DUST COVER	2	PCS	
	28	120-16-2801	SHOCK ABSORBER ASSY.,LEFT FRONT	1	PCS	
	29	180-07-2301	RACE,STEERING TOP CONE	1	PCS	
	30	180-07-2201	BALL SET,STEEL TOP	1	PCS	



## FUEL TANK

GR200-17

PICTURE	NO	GPX CODE	ENGLISH DESCRIPTION	QTY	UNIT
	1	LEG-15-10	BOLT,HEXAGON FLANGE M8X20	1	PCS
	2	180-09-3101	FLAT WASHER M8	1	PCS
	3	120-17-0301	BRACE, FUEL TANK FRONT	1	PCS
	4	180-10-0501	NUT,HEXAGON FLANGE M6	2	PCS
	5	120-17-0501	FLAT WASHER M6 X Ø22	2	PCS
	6	120-17-0601	I-RUBBER	4	PCS
	7	120-17-0701	COLLAR 6.5×17	2	PCS
	8	120-17-0801	FUEL SENSOR	1	SET
	9	120-17-0901	GASKET,FUEL SENSOR	1	PCS
	10	120-17-3201	FUEL FILTER	1	PCS
	11	180-10-1501	RUBBER, FUEL FILTER	1	PCS
	12	180-10-1801	TUBE,FUEL	1	PCS
	13	120-17-1301	FUEL TANK	1	PCS
	14	180-09-3401	SCREW,DISC HEXAGON SOCKET M6X12	4	PCS
	15	120-17-1501	BRACKET ASSY.,ELECTRIC FUEL PUMP	1	SET
	16	120-17-1601	ELECTRIC FUEL PUMP	1	PCS
	17	120-17-1701	GASKET, FUEL PUMP	1	PCS
	18	120-17-1801	BRACKET,FUEL PUMP	1	PCS
	19	180-10-0101	NUT,HEXAGON FLANGE M5	8	PCS
	20	120-17-2001	TUBE,FUEL	1	PCS
	21	120-17-2101	TUBE,FUEL	1	PCS
	22	120-17-2201	FUEL EVAPORATION COMP.	1	SET
	23	120-17-2301	DUMP VALVE	1	PCS
	24	120-17-2401	CANISTER	1	PCS
	25	180-03-2801	SCREW, HEXAGON SOCKET STEP M6X12	1	PCS
	26	120-17-2601	FLAT WASHER M12	2	PCS
	27	120-17-2701	COLLAR 6.5X21	2	PCS
	28	120-17-2801	SCREW,DISC HEXAGON SOCKET M6X16	4	PCS
	29	120-17-2901	BRACE, FUEL TANK REAR	1	PCS
	30	120-17-3001	BOLT,HEXAGON FLANGE M6X35	2	PCS
	31	120-17-3101	BRACKET, CANISTER	1	PCS

## REAR HANGER SYSTEM

GR200-18

PICTURE	NO	GPX CODE	ENGLISH DESCRIPTION	QTY	UNIT
	1	180-04-0201	NUT,PREVAILING TORQUE TYPE	1	PCS
	2	120-18-0201	COLLAR 14X19.5	1	PCS
	3	120-18-0301	AXIS M14X258	1	PCS
	4	120-18-0401	BUSH,REAR FORK CUSHION	2	PCS
	5	120-18-0501	RETAINER	2	PCS
	6	120-18-0601	COLLAR	1	PCS
	7	120-18-0701-GW	SWING ARM WELDING ASSY WITHOUT	1	PCS
	8	120-18-0801	FR. STEP ASSY.,RIGHT	1	SET
	9	120-18-0901	RIGHT ANKLE	1	SET
	10	120-18-1001	FR. STEP BODY,RIGHT	1	PCS
	11	120-18-1101	BRAKE PEDAL	1	SET
	12	120-18-1201	FR. STEP ASSY.,LEFT	1	SET
	13	120-18-1301	FR. STEP BODY,LEFT	1	PCS
	14	120-18-1401	LEFT ANKLE	1	SET
	15	120-18-1501	PEDAL,GEAR CHANGE	1	SET
	16	120-18-1601	SPLINE FITTING	1	SET
	17	120-18-1701	ADJUSTING ROD, DOUBLE THREAD	1	SET
	18	120-18-1801	BODY,GEAR CHANGE PEDAL	1	SET
	19	180-05-1401	I-RUBBER	1	PCS
	20	120-18-2001-TH	CHAIN, DRIVE	1	PCS
	21	120-18-2101	SLIDER,DRIVE CHAIN	1	PCS
	22	120-18-2201	COLLAR 6X8	1	PCS
	23	K2009A004	SCREW,DISC HEXAGON SOCKET M6X20	1	PCS
	24	120-18-2401	PLATE, ADJUSTER HANGER	2	PCS
	25	CR5-39-10	NUT,PREVAILING TORQUE TYPE	2	PCS
	26	120-18-2601	AXIS M10X123	1	PCS
	27	120-18-2701	SMALL CRADLE ASSY	1	SET
	28	120-18-2801	BIG CRADLE ASSY	1	SET
	29	120-18-2901	AXIS M10X67	1	PCS
	30	120-18-3001	ADJUSTER, DRIVE CHAIN LEFT	2	SET






FRONT WHEEL				GR200-19	
PICTURE	NO	GPX CODE	ENGLISH DESCRIPTION	QTY	UNIT
	1	120-19-0101-BLK	WHEEL,FRONT-BLACK	1	PCS
	1	120-19-0101-RED	WHEEL,FRONT-RED	1	PCS
	2	120-19-0201	BEARING	2	PCS
	3	120-19-0301	COLLAR	1	PCS
	4	120-19-0401	OIL SEAL	1	PCS
	5	180-04-3101	VALVE CORE SET	1	PCS
	6	120-19-0601-TH	FRONT TYRE	1	PCS
	7	120-19-0701	SPEED COUNTER	1	PCS
	8	180-04-0201	NUT,PREVAILING TORQUE TYPE HEXAGON	1	PCS
	9	120-19-0901	COLLAR 15X32	1	PCS
	10	120-19-1001	AXIS M15X262	1	PCS
	11	120-19-1101	FR.DISC PLATE	1	PCS
	12	CR5-21-10	BINDING BOLT,BRAKE DISK M8X25	5	PCS
	13	120-19-1301	CALIPER ASSY,FRONT DISC BRAKE	1	SET
	14	120-19-1401	HANDLE,LEFT FRONT BRAKE	1	PCS
	15	120-19-1501	SWITCH,LEFT FRONT BRAKE	1	PCS
	16	120-19-1601	BASE,REAR DISC-BRAKE CYLINDER	1	PCS
	17	120-19-1701	FUEL TUBE,FRONT DISC-BRAKE	1	SET
	18	120-19-1801	BINDING BOLT,FRONT DISC-BRAKE FUEL	2	PCS
	19	120-19-1901	COPPER WASHER	4	PCS
	20	120-19-2001	CONNECTING BRACKET, FRONT DISC-BR	1	PCS
	21	120-19-2101	SHOE,FRONT DISC BRAKE	1	SET
22	120-19-2201	CALLIPER, REAR DISC-BRAKE	1	SET	

WHEEL ASSY., REAR/DISC-BRAKE COMP.,REAR

GR200-20

PICTURE	NO	GPX CODE	ENGLISH DESCRIPTION	QTY	UNIT
	1	120-20-0101-BLK	WHEEL,REAR-BLACK	1	PCS
	1	120-20-0101-RED	WHEEL,REAR-RED	1	PCS
	2	120-20-0201	BUFFER BLOCK, REAR WHEEL (SET- 6)	1	SET
	3	120-20-0301	BEARING	2	PCS
	4	120-20-0401	COLLAR	1	PCS
	5	120-20-0501	OIL SEAL	1	PCS
	6	180-04-3101	VALVE CORE SET	1	PCS
	7	120-20-0701-TH	REAR TYRE	1	PCS
	8	120-20-0801	RR.DISC PLATE	1	PCS
	9	CR5-21-10	BINDING BOLT,BRAKE DISK M8X25	4	PCS
	10	120-20-1001	REAR SPROCKET ASSY	1	SET
	11	120-20-1101	COLLAR	1	PCS
	12	120-20-1201	OIL SEAL 28-42-7	1	PCS
	13	120-20-1301	BEARING 6202	1	PCS
	14	120-20-1401	HEXAGON NUT	6	PCS
	15	120-20-1501	HEXAGON BOLT	6	PCS
	16	120-20-1601	REAR SPROCKET BODY	1	PCS
	17	120-20-1701	LOCKING PLATE, SPROCKET DISC	2	PCS
	18	120-20-1801	SPROCKET DISC	1	PCS
	19	180-04-0201	NUT,PREVAILING TORQUE TYPE	1	PCS
	20	120-20-2001	COLLAR 15X21	1	PCS
	21	120-20-2101	COLLAR 15X16	1	PCS
	22	120-20-2201	AXIS M15X314	1	PCS
	23	120-20-2301	CALIPER ASSY,REAR DISC BRAKE	1	SET
	24	120-20-2401	CYLINDER.,REAR DISC-BRAKE	1	SET
	25	120-20-2501	BRAKE FLUID RESERVOIR TANK	1	SET
	26	120-20-2601	FUEL TUBE,BRAKE FLUID RESERVOIR TAN	1	SET
	27	120-20-2701	SWITCHING LINE, REAR DISC-BRAKE	1	PCS
	28	120-20-2801	FUEL TUBE,REAR DISC-BRAKE	1	PCS
	29	120-20-2901	BINDING BOLT,REAR DISC-BRAKE FUEL T	1	PCS
30	120-19-1901	COPPER WASHER	4	PCS	



MAIN WIREHARNES AND ELETRIC PARTS

GR200-21

PICTURE	NO	GPX CODE	ENGLISH DESCRIPTION	QTY	UNIT	
	1	120-21-0101	METER ASSY.	1	SET	
	2	120-21-0201	L.HEAD LIGHT ASSY.	1	PCS	
	3	120-21-0301	R.HEAD LIGHT ASSY.	1	PCS	
	4	120-21-0401	SWITCH ASSY.,LEFT	1	PCS	
	5	120-21-0501	SWITCH ASSY.,RIGHT	1	PCS	
	6	120-21-0601	SIGNAL ASSY.,LEFT FRONT TURN	1	PCS	
	7	120-21-0701	SIGNAL ASSY.,RIGHT FRONT TURN	1	PCS	
	8	120-21-0801	DAY LIGHT,LEFT	1	PCS	
	9	120-21-0901	DAY LIGHT,RIGHT	1	PCS	
	10	120-21-1001-TH	HARNES,WIRE	1	SET	
	11	120-21-1101-TH	HORN	1	PCS	
	12	120-21-1201	LOCK KIT	1	SET	
	17	120-21-1701	RECTIFIER REGULATE ASSY.	1	PCS	
	18	120-21-1801	OXYGEN SENSOR	1	PCS	
	19	CR5-35-13	BOLT,HEXAGON FLANGE M6X16	2	PCS	
	20	120-21-2001	COIL ASSY.,IGNITION	1	PCS	
	21	180-02-0601	BAND	4	PCS	
	22	180-02-1501	FLASHER	1	PCS	
	23	120-21-2301-TH	BATTERY ASSY. YTZ8V	1	PCS	
	24	120-21-2401	DAMPING SPONGE	1	PCS	
	25	120-21-2501-TH	BAND	1	PCS	
	26	CR5-38-17	BOLT,HEXAGON FLANGE M5X16	2	PCS	
	27	120-21-2701	ECU	1	PCS	
	28	CR5-38-03	RELAY ASSY.,STARTING	1	PCS	
	29	120-21-2901	BOX, ELECTRIC PARTS	1	PCS	
	30	120-21-3001	I-RUBBER	4	PCS	











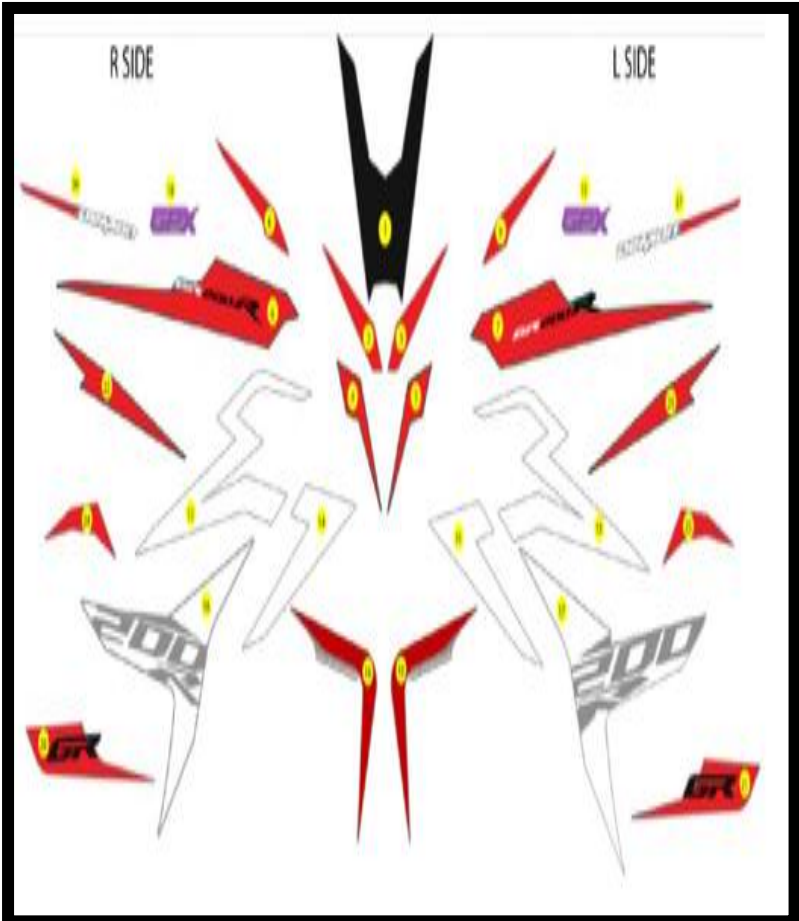
STICKER SET

GR200-23

PICTURE	NO	GPX CODE	ENGLISH DESCRIPTION	QTY	UNIT	
<p>The image shows a variety of stickers for a GPX vehicle. At the top, there are two labels: 'R SIDE' on the left and 'L SIDE' on the right. Below these are several red and black stickers, some with yellow accents. In the center, there are two large, stylized white and red graphics that look like the front of a vehicle. At the bottom, there are two red stickers with '200' written on them, and two black stickers with 'GR' written on them. The entire set of stickers is arranged in a circular pattern around a central white area.</p>	1	120-23-0101-RED(S	COMPLETE GRAPHICS RED	1	SET	

STICKER SET

GR200-23

PICTURE	NO	GPX CODE	ENGLISH DESCRIPTION	QTY	UNIT	
	1	120-23-0101-GRY	COMPLETE GRAPHICS GRY	1	SET	

# DEMON GR200R

MATT GRAY



BLACK SPACE



RED FIRE

